


GO FISH!

FOR

CONTRACTIONS



Created by Valerie Young 2012

www.allstudentscanshine.blogspot.com

Thank you for downloading my
Go Fish! For Contractions Game.

I hope you and your kiddies enjoy it!

If you like this game, be sure to leave me feedback on
TPT and to become a follower on my blog

www.allstudentscanshine.blogspot.com

 Valerie

Game Instructions:

This game is for a small group (3-4 players).

** Cut out the word cards and laminate them for
better durability **

Mix the cards and pass out 3 cards to each
player. This game is played just like the traditional
'Go Fish' game. In this game, students ask for the
opposite of a card that they already have. For
example, if a student has "will not", he/she must
ask for "won't". If no one has that card, the
player must pick a card from the deck. The player
with the most pairs at the end wins!

would
not

could
not

I am

was
not

did
not

does
not

is
not

have
not

We
are

you
are

I will

can
not

wouldn't

couldn't

I'm

wasn't

didn't

doesn't

isn't

haven't

were


you're

I'll

can't

Name: _____ Date: _____

Go Fish for Contractions




1. Match the cards.
2. Write the words on this sheet.

1	_____	_____
2	_____	_____
3	_____	_____
4	_____	_____
5	_____	_____
6	_____	_____
7	_____	_____
8	_____	_____
9	_____	_____
10	_____	_____
11	_____	_____
12	_____	_____


Have fun 😊

Name: _____

Date: _____



Go Fish for Contractions



writing sentences

Choose 5 contractions and use them to write 5 sentences.

Circle the contractions in your sentences.

1. _____

2. _____

3. _____

4. _____

5. _____

Great Job!